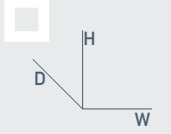





	u.m.	GAS				ELECTRIC				GAS				ELECTRIC			
		mod. RVG06	mod. RMG06 -BOILER-	mod. RVE06	mod. RME06 -BOILER-	mod. RVG10	mod. RMG10 -BOILER-	mod. RVE10	mod. RME10 -BOILER-	mod. RVG20	mod. RMG20 -BOILER-	mod. RVE20	mod. RME20 -BOILER-				
																	
Potenza convezione Convection power Puissance convection Leistung im Konvektionsbetrieb Potencia convección	Kw	15	15	10,8	10,8	19	19	18	18	30	30	26,4	26,4				
Potenza vapore Steam power Puissance vapeur Leistung im Dampfbetrieb Potencia vapor	Kw	-	12	-	9	-	15	-	18	-	30	-	27				
Peso lordo Gross weight Poids brut Bruttogewicht Peso bruto	Kg	170	190	153	165	210	234	188	204	310	348	300	320				
Peso netto Net weight Poids net Nettogewicht Peso neto	Kg	150	170	133	145	190	214	168	184	260	298	250	270				
Ingombri Overall dimension Dimensions Außenabmessungen Dimensiones ocupadas	cm	95 x 84,6 x 83				95 x 84,6 x 109				136 x 98 x 109							
Volume imballo Paked volume Volume emballage Verpackungsvolumen Volumen del embalaje	cm	106 x 95 x 100				106 x 95 x 125				144 x 108 x 125							
Camino Stack Cheminée Kamin Chimenea	Ø mm	150	150	-	-	150	150	-	-	150	150	-	-				
Scarico V Exhaust V Évacuation V V-Abführung Descarga V	Ø mm	40	40	40	40	40	40	40	40	40	40	40	40				
Attacco gas Gas connection Entrée gaz Gasanschluss Unión de gas	Gj	3/4"	3/4"	-	-	3/4"	3/4"	-	-	3/4"	3/4"	-	-				
Attacco H ₂ O addolcita Sweetened H ₂ O connection Entrée H ₂ O adoucie Anschluss für enthärtetes Wasser Unión H ₂ O suavizada	Gj	3/4"	3/4"	3/4"	3/4"	3/4"	3/4"	3/4"	3/4"	3/4"	3/4"	3/4"	3/4"				
Attacco H ₂ O normale Normal H ₂ O connection Entrée H ₂ O normale Anschluss für normales Wasser Unión H ₂ O normal	Gj	3/4"	3/4"	3/4"	3/4"	3/4"	3/4"	3/4"	3/4"	3/4"	3/4"	3/4"	3/4"				

